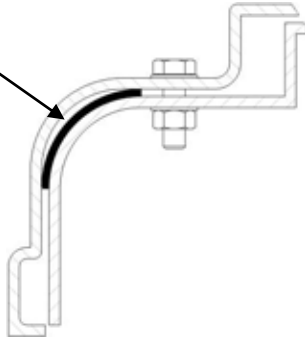


JTR450 - Tridem Aile Tridem Dreiachskotflügel

Assembly Instructions Instructions de Montage Montageanleitung

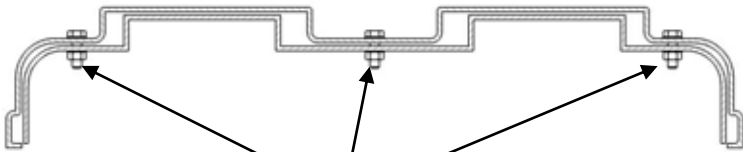
NEOPRENE INSERT
INSERT NEOPRENE
NEOPREN - EINLAGE



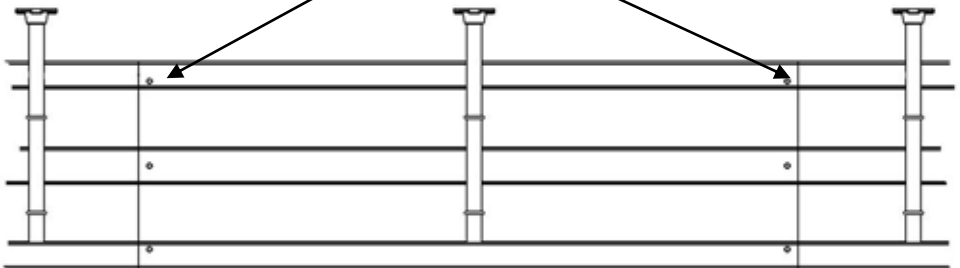
FIX SELF ADHESIVE NEOPRENE INSERT
TO TR450 END PIECES AS SHOWN

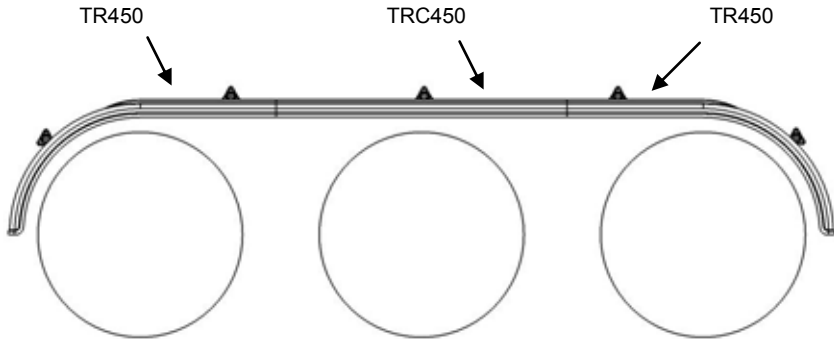
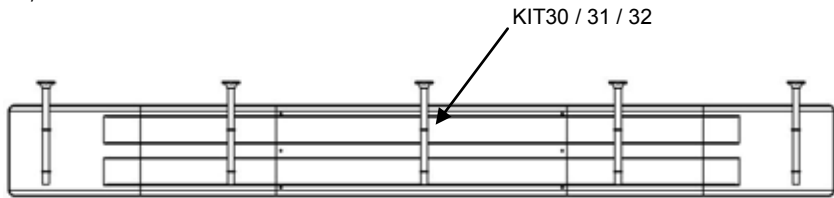
FIXER L'INSERT NEOPRENE ADHESIVE
AUX EXTREMITES DE LA PIECE TR450
COMME INDIQUE

SELBSTKLEBENDE NEOPREN-EINLAGE
WIE ABGEBILDET ANBRINGEN



M6 x 20 BOLT / BOULON / SCHRAUBE
M6 NYLOC NUT / ECROU NYLOC / MUTTER (selbstsichernd)
M6 x 25 WASHER / RONDELLE / UNTERLEGSCHIEBEN





Queries / Informations / Anfragen

Please contact us for any further information or assistance on fitment or other products in the Jonesco range.

UK

Jonesco (Preston) Ltd.
Pittman Way, Fulwood
Preston, PR2 9ZD

Tel. +44 (0) 1772 706888
Fax +44 (0) 1772 702209
e-mail: sales@jonesco-plastics.com

Pour toutes informations complémentaires ou assistance technique pour le montage de nos produits, contactez:

France

Jonesco S.A.R.L, SECLIN
UNEXPO, 1524 Avenue de
l'Épinette, 59113 Seclin

Tel : +33 (3) 20 32 11 11
Fax + 33 (0) 3 20 90 62 10
e-mail: jonesco@jonesco-fr.com

Bitte fragen Sie an. Weitere Auskünfte bezüglich Montage bzw. anderer Jonesco-Produkte erteilt:

Deutschland

Jonesco

Tel +44 (0) 1772 706820
Fax +44 (0) 1772 702209
e-mail: sales@jonesco-plastics.com